

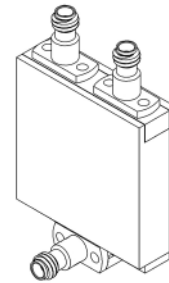
# BC-110 (5-110 GHz)

## Low Loss Bi-Directional Coupler

### General

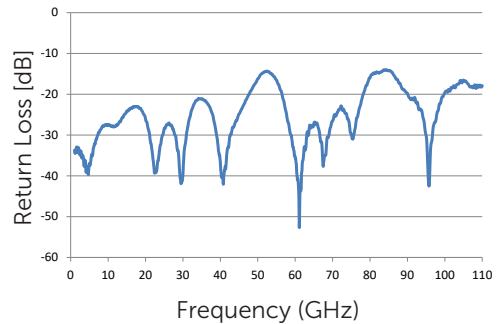
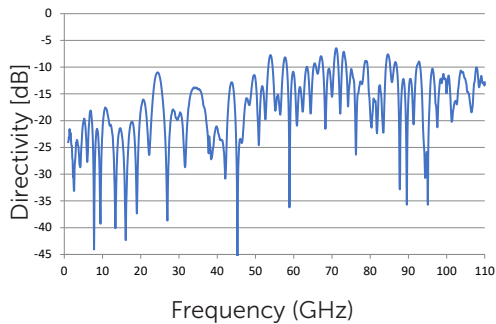
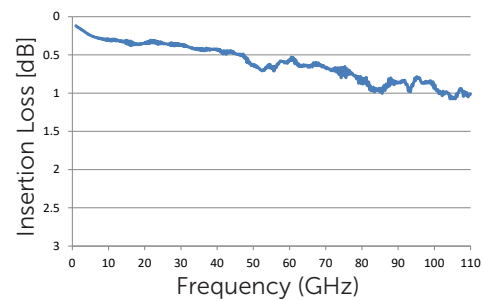
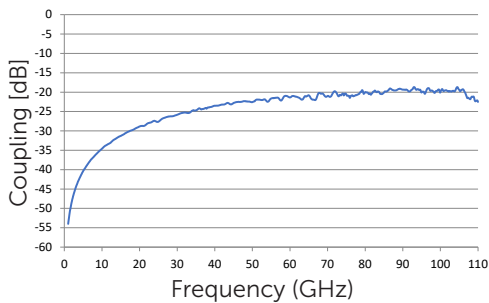
Driven by the work we have been doing for 5G our need for high power low loss bi-directional couplers was increasing and it was obvious we could not rely on commercially available couplers for mmWave on wafer load pull.

We therefore develop a family of new low loss bi-directional couplers covering 40, 67 and 110GHz. These bi-directional couplers are not only low loss but have high directivity which is a must for Load Pull like application where the VSWR values seen by the couplers will significantly affect the performance of the coupler making the measurements invalid.



Model	Freq. Range (GHz)	Connector Type	Insertion Loss (max, dB)	Input Return Loss (min, dB)	Directivity (min, dB)	Weight (lbs)
BC-110	5-110	1mm	1.2	10	6	0.04

Typical Response



### Dimensions (in)

